

Wagner & Griswold Society

Online Forum: [Wagner and Griswold Forum](#)

Join Now: [Wagner and Griswold Society Membership](#)

Visit Us on Facebook: [Wagner and Griswold Society](#)

[WAGS Cast Iron Cooking](#)

Wagner and Griswold Society Information > Cast Iron (general info) > Cleaning and Restoration
(Moderators: [Scott Sanders](#), [Jeff Friend](#))

 Removing Chrome From A Griswold #6 Skillet (Read 480 times)

 **Eric Bogusch**
WAGS member
★★★★★

Posts: 810

 **Removing Chrome From A Griswold #6 Skillet**

Oct 16th, 2012, 8:46pm

I bought this skillet and lid for 35.00. Most of the chrome was gone from the skillet and the lid was spotty. I really didn't want the skillet but was after a #6 high dome lid. Here is what it looked like when I received it.



 **Eric Bogusch**
WAGS member
★★★★★

Posts: 810

 **Re: Removing Chrome From A Griswold #6 Skillet**

Reply #1 - Oct 16th, 2012, 8:47pm

And here is what it looked like after the chrome was removed and cleaned up. Not yet seasoned.



 **Eric Bogusch**
WAGS member
★★★★★

Posts: 810

 **Re: Removing Chrome From A Griswold #6 Skillet**

Reply #2 - Oct 16th, 2012, 8:48pm

In the picture above was a very ugly steak platter I bought at auction with the chrome now removed.


 **Randy Eckstein**
WAGS member
★★★★★

Posts: 2144

 **Re: Removing Chrome From A Griswold #6 Skillet**

Reply #3 - Oct 16th, 2012, 8:59pm

Looks like good clean gray iron to work with now. Let us know how it seasons up.

 **Mike Hobbs**
WAGS member
★★★★★

Posts: 591

 **Re: Removing Chrome From A Griswold #6 Skillet**

Reply #4 - Oct 16th, 2012, 9:37pm

[Quote from Eric Bogusch on Oct 16th, 2012, 8:47pm:](#)

And here is what it looked like after the chrome was removed and cleaned up. Not yet seasoned.


Looks great Eric! Did you have it done locally or send it off?

Gene Dietzenbach
Ex Forum Member

 **Re: Removing Chrome From A Griswold #6 Skillet**

Reply #5 - Oct 16th, 2012, 9:46pm

Yes, I'm very interested in how this was done.


 **Eric Bogusch**
WAGS member
★★★★★

Posts: 810

 **Re: Removing Chrome From A Griswold #6 Skillet**

Reply #6 - Oct 16th, 2012, 10:38pm

I took it to a local chrome and polish guy. I have done several so far and it seems to come out best leaving it in the acid for 45 minutes. I have also done 3 griswold #845 Table Service Casserole Big Block EPU. These are always ugly when you buy them. They look fantastic now and a pleasure to use for company.

 **Eric Bogusch**
WAGS member
★★★★★

Posts: 810

 **Re: Removing Chrome From A Griswold #6 Skillet**

Reply #7 - Oct 21st, 2012, 12:12pm

Here is the steak platter after de-chromed and unseasoned. It had about 20% of the chrome left before it was removed.



Eric Bogusch
WAGS member
★★★★★

Posts: 810

Re: Removing Chrome From A Griswold #6 Skillet

Reply #8 - Oct 21st, 2012, 12:17pm

Here is a #6 Griswold trivet that was previously chromed. I have been trying to find one for my DO but they always ran up in price on Ebay. I picked up this ugly chromed one for a 1/4 of the price.



Jim Glatthaar
WAGS member
★★★★★

Posts: 625

Re: Removing Chrome From A Griswold #6 Skillet

Reply #9 - Oct 23rd, 2012, 1:34am

Eric, excellent job cleaning off the chrome.

Does anyone have any sources for removing chrome?

John Arsenault
WAGS member
★★★★★

Posts: 1309

Re: Removing Chrome From A Griswold #6 Skillet

Reply #10 - Oct 23rd, 2012, 7:00am

Eric, They look great!
What type of Acid is he using?
Thanks John A

Eric Bogusch
WAGS member
★★★★★

Posts: 810

Re: Removing Chrome From A Griswold #6 Skillet

Reply #11 - Oct 23rd, 2012, 9:03pm

Jim find someone who does chroming and they should know how to remove it. Getting the time down is the trick.

John I have been trying to find out but they are somewhat secretive. I'll keep trying. I can get 4 pieces done for 35.00.

And Randy these pieces season up very nice. I am happy with how they look.

Jim Glatthaar
WAGS member
★★★★★

Posts: 625

Re: Removing Chrome From A Griswold #6 Skillet

Reply #12 - Oct 24th, 2012, 12:44am

Eric, thanks, I will look into it and let you know how it works out.

Mike Garrison

Posts: 914

Re: Removing Chrome From A Griswold #6 Skillet

Reply #13 - Oct 24th, 2012, 8:43am

Hey John A. if you come across someone that can remove plating or what not let me know. i have a slant gris 8 that I would LOVE to have the plating removed. its a great user just ugly

Eric Bogusch
WAGS member
★★★★★

Posts: 810

Re: Removing Chrome From A Griswold #6 Skillet

Reply #14 - Oct 27th, 2012, 5:12pm

My next de-chroming project along with a hammered corn pan.



Jerry Cermack
Global Moderator
WAGS member
★★★★★

Posts: 5810

Re: Removing Chrome From A Griswold #6 Skillet

Reply #15 - Oct 27th, 2012, 7:57pm

We dont have anyone left in our area rechroming anything since car bumpers went to plastic. The nearest place to me is 100 miles away and they want more than the part is worth to dechrome.

If someone is brave enough, you can remove chrome plating with your electrolysis, using a sulfuric acid solution, if I recall right. I've never tried it.